

STATEMENT OF APPROPRIATIONS, ALLOTMENTS, OBLIGATIONS, DISBURSEMENTS AND BALANCES
As of the Quarter Ending April to June 2014

Department : State Universities and Colleges
Agency : Batangas State University
Operating Unit : Batangas State University
Organization Code (UAC): 08 038 00 00000
Funding Source Code (as clustered) : 101

✓	Current Year Appropriations
	Supplemental Appropriations
	Continuing Appropriations

Particulars	UACS CODE	Appropriations			Allotments					Current Year Obligations					Current Year Disbursements					Balances			
		Authorized Appropriation	Adjustments (Transfer (To)/From, Realignment)	Adjusted Appropriations	Allotments Received	Adjustments (Withdrawal, Realignment)	Transfer To	Transfer From	Adjusted Total	1st Quarter	2nd Quarter	3rd Quarter	4th Quarter	Total	1st Quarter	2nd Quarter	3rd Quarter	4th Quarter	Total	Unreleased Appropriations	Unobligated Allotment	Unpaid Obligations (15-20) = (23+24)	
																						Ending March 31	Ending June 30
1	2	3	4	5=(3+4)	6	7	8	9	10=[(6+(-)7)-8+9]	11	12	13	14	15=(11+12+13+14)	16	17	18	19	20=(16+17+18+19)	21=(5-10)	22=(10-15)	23	24
I. Agency Specific Budget	1 01 101																						
General Administration and Support	1 00 000000																						
General Administration and Supervision	1 00 010000																						
PAP	5 01 000000	16,828,000		16,828,000	16,828,000				16,828,000	4,092,792	5,189,612			9,282,404	4,092,792	5,189,612			9,282,404	-	7,545,596	-	
MOOE	5 02 000000	24,080,000		24,080,000	24,080,000				24,080,000	3,369,361	3,603,362			6,972,723	3,302,023	3,454,661			6,756,684	-	17,107,277	216,039	
Fin Exp.(if applicable)	5 03 000000																						
CO	5 06 000000																						
Support to Operations	2 00 000000	5,436,000		5,436,000	5,436,000				5,436,000	816,673	1,110,027			1,926,700	814,903	1,111,797			1,926,700	-	3,509,300	-	
PAP	2 00 010000																						
PS	5 01 000000	4,446,000		4,446,000	4,446,000				4,446,000	781,774	1,024,627			1,806,401	781,774	1,024,627			1,806,401	-	2,639,599	-	
MOOE	5 02 000000	990,000		990,000	990,000				990,000	34,900	85,400			120,300	33,130	87,170			120,300	-	869,701	-	
Fin Exp.(if applicable)	5 03 000000																						
CO	5 06 000000																						
Operations	3 00 000000	9,748,000		9,748,000	9,748,000				9,748,000	54,306,493	62,312,728			116,619,220	52,620,508	58,861,077			111,481,585	-	140,302,780	3,017,940	2,119,696
MFO 1 - Higher Education Services	3 01 000000									52,822,944	60,468,620			113,291,564	51,196,987	57,016,969			108,213,956	-	133,882,436	2,957,913	2,119,696
PAP	3 01 01 0000																						
PS	5 01 000000	157,948,000		157,948,000	157,948,000				157,948,000	40,388,607	47,891,473			88,280,080	39,950,778	46,872,417			86,823,196	-	69,667,920	1,456,885	
MOOE	5 02 000000	89,226,000		89,226,000	89,226,000				89,226,000	12,434,338	12,577,146			25,011,484	11,246,209	10,144,552			21,390,760	-	64,214,516	1,501,028	2,119,696
Fin Exp.(if applicable)	5 03 000000																						
CO	5 06 000000																						
MFO 2 - Advanced Education Services	3 00 000000	3,218,000		3,218,000	3,218,000				3,218,000	497,828	828,138			1,325,965	497,828	828,138			1,325,965	-	1,892,035	-	
PAP	3 01 000000																						
PS	5 01 000000	2,976,000		2,976,000	2,976,000				2,976,000	443,213	778,138			1,221,350	443,213	778,138			1,221,350	-	1,754,650	-	
MOOE	5 02 000000	242,000		242,000	242,000				242,000	54,615	50,000			104,615	54,615	50,000			104,615	-	137,385	-	
Fin Exp.(if applicable)	5 03 000000																						
CO	5 06 000000																						
MFO 3 - Research Services	3 01 000000																						
PAP	3 01 01 0000																						
PS	5 01 000000	2,155,000		2,155,000	2,155,000				2,155,000	604,447	761,189			1,365,635	604,447	761,189			1,365,635	-	789,365	-	
MOOE	5 02 000000	2,717,000		2,717,000	2,717,000				2,717,000	83,424	71,326			154,750	50,724	71,326			122,050	-	2,562,251	32,700	
Fin Exp.(if applicable)	5 03 000000																						
CO	5 06 000000																						
MFO 4 - Technical Advisory Extension Services	3 00 000000	1,658,000		1,658,000	1,658,000				1,658,000	297,850	183,456			481,306	270,523	183,456			453,979	-	1,176,694	27,328	
PAP	3 01 000000																						
PS	5 01 000000	721,000		721,000	721,000				721,000	182,210	140,746			322,956	172,210	140,746			312,956	-	398,044	10,000	
MOOE	5 02 000000	937,000		937,000	937,000				937,000	115,640	42,710			158,350	98,313	42,710			141,023	-	778,650	17,328	
Fin Exp.(if applicable)	5 03 000000																						
CO	5 06 000000																						
Locally-Funded Project(s)	PAP																						
PS	5 01 000000																						
MOOE	5 02 000000																						
Fin Exp.(if applicable)	5 03 000000																						
CO	5 06 000000																						

STATEMENT OF APPROPRIATIONS, ALLOTMENTS, OBLIGATIONS, DISBURSEMENTS AND BALANCES
As of the Quarter Ending April to June 2014

Department : State Universities and Colleges
 Agency : Batangas State University
 Operating Unit : Batangas State University
 Organization Code (UAC): 08 038 00 00000
 Funding Source Code (as clustered) : 101

✓	Current Year Appropriations
□	Supplemental Appropriations
□	Continuing Appropriations

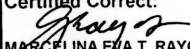


Particulars	UACS CODE	Appropriations			Allotments					Current Year Obligations					Current Year Disbursements					Balances			
		Authorized Appropriation	Adjustments (Transfer To)/From, Realignment)	Adjusted Appropriations	Allotments Received	Adjustments (Withdrawal, Realignment)	Transfer To	Transfer From	Adjusted Total Allotments	1st Quarter	2nd Quarter	3rd Quarter	4th Quarter	Total	1st Quarter	2nd Quarter	3rd Quarter	4th Quarter	Total	Unreleased Appropriations	Unobligated Allotment	Unpaid Obligations (15-20) = (23+24)	
										Ending March 31	Ending June 30	Ending Sept. 30	Ending Dec. 31		Ending March 31	Ending June 30	Ending Sept. 30	Ending Dec. 31				Due and Demandable	Not Yet Due and Demandable
1	2	3	4	5=(3+4)	6	7	8	9	10=[(6+(-)7)-8+9]	11	12	13	14	15=(11+12+13+14)	16	17	18	19	20=(16+17+18+19)	21=(5-10)	22=(10-15)	23	24
Foreign-Assisted Project(s) PAP																							
PS	5 01 000000																						
MOOE	5 02 000000																						
Fin Exp.(if applicable)	5 03 000000																						
CO	5 06 000000																						
...continue down to the last PAP																							
Sub-Total, Agency Specific Budget		303,266,000	-	303,266,000	303,266,000	-	-	-	303,266,000	62,585,319	72,215,729	-	-	134,801,048	60,830,226	68,617,147	-	-	129,447,373	-	168,464,952	3,233,980	2,119,696
PS	5 01 000000	185,074,000		185,074,000	185,074,000				185,074,000	46,493,042	55,785,785	-	-	102,278,826	46,045,213	54,766,729			100,811,942	-	82,795,174	1,466,885	
MOOE	5 02 000000	118,192,000		118,192,000	118,192,000				118,192,000	16,092,277	16,429,944	-	-	32,522,222	14,785,013	13,850,418			28,635,431	-	85,669,778	1,767,095	2,119,696
Fin Exp.(if applicable)	5 03 000000																						
CO	5 06 000000																						
II. Automatic Appropriations		17,708,000	-	17,708,000	17,708,000	-	-	-	17,708,000	4,903,155	4,952,534	-	-	9,855,689	4,903,155	4,651,103	-	-	9,554,258	-	7,852,311	301,431	
RLIP	1 04 102	17,708,000		17,708,000	17,708,000				17,708,000	4,903,155	4,952,534			9,855,689	4,903,155	4,651,103			9,554,258	-	7,852,311	301,431	
Special Account in the General Fund (Please specify)																							
Motor Vehicle Users Charge Fund																							
MOOE	5 02 000000																						
CO	5 06 000000																						
Sub-Total, Automatic Appropriations		17,708,000		17,708,000	17,708,000	-	-	-	17,708,000	4,903,155	4,952,534	-	-	9,855,689	4,903,155	4,651,103	-	-	9,554,258	-	7,852,311	301,431	
PS		17,708,000		17,708,000	17,708,000				17,708,000	4,903,155	4,952,534	-	-	9,855,689	4,903,155	4,651,103	-	-	9,554,258	-	7,852,311	301,431	
MOOE																							
Fin Exp.(if applicable)																							
CO																							

STATEMENT OF APPROPRIATIONS, ALLOTMENTS, OBLIGATIONS, DISBURSEMENTS AND BALANCES
As of the Quarter Ending April to June 2014

Department : State Universities and Colleges
 Agency : Batangas State University
 Operating Unit : Batangas State University
 Organization Code (UAC) : 08 038 00 00000
 Funding Source Code (as clustered) : 101

✓	Current Year Appropriations
	Supplemental Appropriations
	Continuing Appropriations

Particulars	UACS CODE	Appropriations			Allotments					Current Year Obligations					Current Year Disbursements					Balances			
		Authorized Appropriation	Adjustments (Transfer To/From, Realignment)	Adjusted Appropriations	Allotments Received	Adjustments (Withdrawal, Realignment)	Transfer To	Transfer From	Adjusted Total Allotments	1st Quarter Ending March 31	2nd Quarter Ending June 30	3rd Quarter Ending Sept. 30	4th Quarter Ending Dec. 31	Total	1st Quarter Ending March 31	2nd Quarter Ending June 30	3rd Quarter Ending Sept. 30	4th Quarter Ending Dec. 31	Total	Unreleased Appropriations	Unobligated Allotment	Unpaid Obligations (15-20) = (23+24)	
																						Due and Demandable	Not Yet Due and Demandable
1	2	3	4	5=(3+4)	6	7	8	9	10=[(6+(-7)-8+9)]	11	12	13	14	15=(11+12+13+14)	16	17	18	19	20=(16+17+18+19)	21=(5-10)	22=(10-15)	23	24
III. Special Purpose Fund (Please specify)		503,232		503,232	503,232				503,232		503,229	-	-	503,229	-	503,229	-	-	503,229	-	3	-	
MPBF-PS (Terminal Leave Bene)	1 01	503,232		503,232	503,232				503,232		503,229			503,229		503,229			503,229		3		
PGF-PS (Pension Benefits)	1 01																						
Sub-Total, Special Purpose Fund		503,232		503,232	503,232				503,232		503,229	-	-	503,229	-	503,229	-	-	503,229	-	3	-	
PS	5 01 000000	503,232		503,232	503,232				503,232		503,229	-	-	503,229		503,229			503,229		3	-	
MOOE	5 02 000000																						
Fin Exp.(if applicable)	5 03 000000																						
CO	5 06 000000																						
GRAND TOTAL		321,477,232		321,477,232	321,477,232	-	-	-	321,477,232	67,488,474	77,671,492	-	-	145,159,966	65,733,381	73,771,479	-	-	139,504,860	-	176,317,266	3,535,410	2,119,696
PS	5 01 000000	203,285,232		203,285,232	203,285,232				203,285,232	51,396,197	61,241,548			112,637,744	50,948,368	59,921,061	-	-	110,869,429	-	90,647,488	1,768,315	2,119,696
MOOE	5 02 000000	118,192,000		118,192,000	118,192,000				118,192,000	16,092,277	16,429,944			32,522,222	14,785,013	13,850,418	-	-	28,635,431	-	85,669,778	1,767,095	
Fin Exp.(if applicable)	5 03 000000																						
CO	5 06 000000																						
Recapitulation by MFO:																							
MFO 1																							
MFO 2																							
...continue down to the last MFO																							
OF WHICH:																							
Major Programs/Projects																							
KRA No. 2 - Poverty Reduction and Empowerment of the Poor and the Vulnerable																							
Program Budgeting:																							
MPP																							
Other Major Programs and Projects and monitored by the President through PMS																							
PAP																							
...continue down to the last PAP																							
...continue down to the last Program Budgeting																							
...continue down to the last KRA																							

Certified Correct:  MARCELINA EVA T. RAYOS Budget Officer Date:	Certified Correct:  LOLITA M. ATIENZA Chief Accountant / OIC - Director for Finance Date:	Approved By:  DR. TIRSO A. RONQUILLO Agency Head Date:
---	--	---